


ISI - 3UFT

STAND-BY THREE PHASE AC SINE WAVE UNINTERRUPTIBLE CENTRAL SYSTEM

The Inverter Systems, Inc. ISI-3UFT provides a high efficiency three phase "stand-by" central AC emergency power system ideally suited for H.I.D., fluorescent and incandescent emergency lighting applications or other auxiliary loads that require a "fast transfer, no-break" voltage regulated and line conditioned power supply.

The ISI-3UFT demonstrates exceptional 98% operating efficiency by means of the fast "no-break" transfer circuit, providing considerable running cost savings over typical double conversion UPS systems. Available in a wide range of capacities and voltages, the ISI-3UFT is designed to provide up to 90 minutes of standby emergency power in accordance with the requirements of U.L. 924.



OPERATION

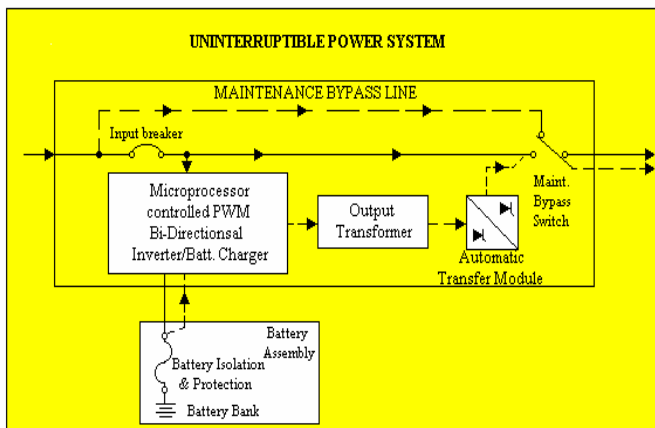
The inverter is normally off and the commercial AC power continuously supplies the critical load. The inverter is normally off and the commercial AC power continuously supplies the critical load. The input converter (bi-directional transformer) derives power from the commercial AC power source and supplies to the inverter while simultaneously providing floating charge to the batteries.

Upon failure of the commercial AC power the inverter instantaneously, with a maximum of a 2-millisecond break, switches its power supply from the input converter to the battery system. There shall be no loss of power to the critical load upon failure or restoration of the utility source.

An automatic low voltage cutoff circuit disengages the inverter system at the useful end of the battery capacity preventing deep discharge battery damage. Upon restoration of the utility supply the system automatically returns to the normal "standby" mode and restores the battery to full charge.

STANDARD FEATURES:

- Available in standard capacities from 4.8kVA to 50 kVA.
- Modular design provides electronic assemblies mounted on removable modules for ease of maintenance
- 98% high-efficiency stand-by operation
- Industry proven continuously on PWM inverter.
- Short-circuit protected with critical point fuses and breakers
- Digital metering indicates: input voltage, output voltage, output frequency, output current, battery voltage, battery current, VA output, inverter watts, ambient temperature, system day, inverter minutes
- System includes an internal manual maintenance bypass switch, used to power load direct from utility isolating the inverter system
- System test switch
- Comes standard with many alarm function, monitoring and diagnostic features
- Maintenance free sealed lead calcium batteries standard.
- Heavy gauge steel cabinets with filtered air louvers, key locks and removable hinged front opening doors for ease of access and maintenance
- Engineered for standard 90 minute emergency operation, (extended run times available)
- Suitable for extreme temperature from 20° to 30° C (continuous operation at high or low ambient temperatures may affect battery capacity and life; see battery warranty sheet for details)
- Input lighting protection meets IEEE/ANSI C62.45-45 (CAT A & B)
- Input current harmonic distortion 10% or less at full load
- Input circuit breaker included for complete protection
- Load power factor .5 lag to .5 leading
- Output distortion 3% THD linear load
- U.L. 924 Listed
- Front Battery Access



All specifications subject to change without notice.

ISI-3UFT Model Capacity VA	Efficiency	Heat Loss BTU's	Inverter Cabinet Dimensions (Inches)			Weight (lbs.)	Battery Cabinet Dimensions (Inches)			No. Batt. Cabinets Required	Weight of Each add'l Batt. Cabinet lbs.	Total System shipping Weight (lbs.)
			W (A)	H (B)	D (C)		W (D)	H (E)	D (F)			
ISI-3UFT-4800	98	245	30	46	22	440	30	46	22	1	1080	1520
ISI-3UFT-6000	98	300	30	46	22	440	30	46	22	1	1485	1925
ISI-3UFT-8000	98	400	30	46	22	440	30	46	22	2	1860	2300
ISI-3UFT-10000	98	500	30	46	22	520	30	46	22	2	2160	2680
ISI-3UFT-12500	98	660	30	46	22	520	30	46	22	2	2610	3130
ISI-3UFT-16700	98	840	30	46	22	520	30	46	22	3	3540	5906
ISI-3UFT-24000	98	1200	44	72	31	665	48	72	31	2	5500	6165
ISI-3UFT-33000	98		44	72	31	775	48	72	31	2	7000	7775
ISI-3UFT-40000	98	1980	44	72	31	855	48	72	31	3	9000	9855
ISI-3UFT-50000	98	2520	44	72	31	975	48	72	31	3	10,500	11,475

SPECIFICATIONS:

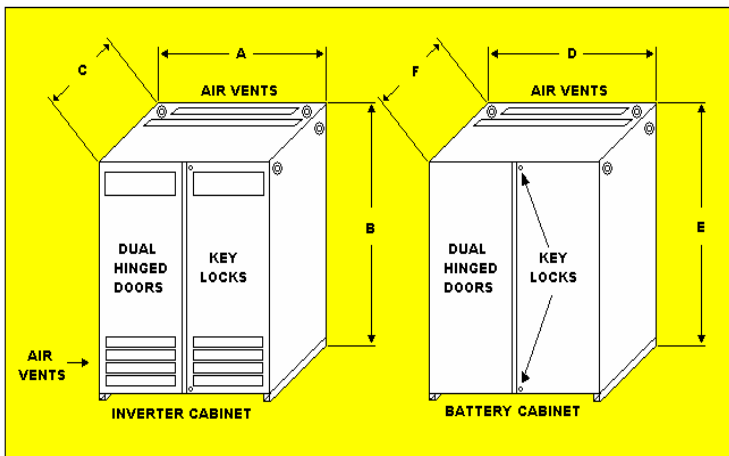
- The emergency lighting inverter system shall be an on-line no-break system suitable for sustaining and operating H.I.D., fluorescent and incandescent lamps in the event of a power outage for a minimum 90 minutes duration at the rated load and be listed and labeled to U.L. 924.
- The entire system shall be of a modular construction with removable electronic modules for ease of installation and maintenance. Cabinets shall be constructed of code gauge steel with removable key locked hinged doors finished in an acid resistant enamel with a modified vinyl undercoat.
- The inverter shall be a continuously on solid state pulse width modulated type providing "no-break" regulated and line conditioned power supply. The PWM inverter shall feature internal redundancy allowing up to 20% switching transistor failure whilst still maintaining full rated load output capacity.
- The AC input voltage shall be (120/208 or 277/480 three phase four wire plus ground).
- The output voltage shall be provided as (120/208 or 277/480 three phase, four wire **normally on**). Specify if normally off output is required. The output frequency shall be 60HZ ±1HZ for all loads.
- The system shall reliably handle from .5 leading to .5 lagging power factor. The output voltage regulation shall be ±6% or better from 0% to 100% of rated load. The system's output shall be capable of 115% overload for 5 minutes. Harmonic distortion 3% any single harmonic.
- The battery charger shall be of a dual rate design and feature a 90 day automatic equalization charge, low voltage disconnect and short circuit protected for long battery life. The charger shall fully recharge the batteries within the requirements of U.L. 924 specifications.
- The system's batteries shall be of the (sealed maintenance free lead acid) **or** (wet vented nickel cadmium) type.
- Options: Refer to Option Selection Chart for descriptions and nomenclature. Popular options are: Start-up Service, Output Circuit Breakers, Dry Summary Contacts, Output Trip Alarms
- The system shall be an Inverter Systems model No. _____ as manufactured and warranted by Inverter Systems, Inc. (for copy of detailed specification format - consult factory)

ORDERING GUIDE:

When ordering an ISI-3UFT from Inverter Systems, Inc., use:

ISI-3UFT - 16700 - 277/480 - 277/480 - C(4) - SB - OPTIONS
 1 2 3 4 5 6 7

- Model Series** ISI-3UFT
- Volt Amp (VA) Rating** 4800 to 50000
Select required capacity in volt Amps from model tables above
- Input Voltage**
120/208 four wire plus ground 120/208
277/480 four wire plus ground 277/480
Other voltages (specify) ()
- Output Voltage**
120/208 four wire plus ground 120/208
277/480 four wire plus ground 277/480
Other voltages (specify) ()
- Output Circuit Breakers**
Specify number of output circuit Breakers (maximum 10 per system) C()
- Battery Type**
Maintenance free sealed lead acid SB
- Options**
Select requirements from Options Guide,
Popular options are:
Start-up Service SUS
Output Trip Alarm OTA
Summary Dry Contacts (Form "C") DCS
(For additional options refer to Options Guide.)



WARRANTY:

Electronics Assembly

Inverter Systems, Inc. warrants the ISI-3UFT electronics assembly (except batteries) against defects in material and workmanship for a period of one year from date of shipment. Inverter Systems, Inc. will either repair or replace any properly installed ISI-3UFT system which fails under normal operating conditions provided that it is returned to the factory, transportation prepaid, and our inspection determines it to be defective under the terms of this warranty.

The warranty covers only equipment other than batteries manufactured by Inverter Systems, Inc. and does not extend to transportation, installation or replacement charges, nor does it apply to any other equipment of another manufacturer used in conjunction with ISI equipment. No other warranty expressed or implied exists beyond that included in this statement.

Battery Warranty

Sealed lead calcium batteries carry a 1 year full, 9 year pro-rated limited warranty. Wet nickel cadmium batteries carry a 1 year full, 10 year pro-rated limited warranty.

Important note: Battery warranty is limited to certain environmental, operational and installation limitations (refer to detailed Battery Warranty Terms and Conditions).